

CHAWTON GLOBAL EQUITY INCOME FUND

30 November 2023



CHAWTON
GLOBAL INVESTORS

Investment Objective

The Fund aims to provide a growing income stream and to grow capital over the long term (5 years or more). Each part of this objective will have equal weighting.



Investment Manager

The Fund Investment Manager, Michael Crawford, successfully managed a global equity fund at a large U.S. multi-family office, doubling its value over 7 years to over \$6 billion. He has 26 years' experience and was previously a member of the very successful Deutsche Asset Management team.

Investment Philosophy

The fund will be at least 80% invested in global equities. The Investment Manager will invest in a select (typically 20-50 holdings) portfolio of companies that exhibit high and sustainable returns on capital allowing the companies to both reinvest in the business for growth and provide a meaningful and growing dividend stream to be paid over time. In order to maximise the opportunity of identifying such companies, the Fund will invest in listed equities globally. The Manager believes that to sustain high returns over the long term, companies must adhere to responsible and sustainable investment principles.

Cumulative Performance

Cumulative performance	3 Months	6 Months	1 Year	3 Year	Since Launch*
WS Chawton Global Equity Income Fund B Acc GBP	1.6%	3.5%	4.2%	15.6%	42.1%
MSCI World TR GBP	1.7%	6.5%	6.3%	29.3%	54.9%
IA Global Equity Income	0.7%	3.0%	3.6%	24.7%	35.8%
Quartile	1	2	2	4	2

Commentary

The fund rose in November by over 4% improving the cumulative three month gain to 1.6% and year to date to 5.1%. Since launch the fund has risen 42.1% over a period which equates to four and a half years. During the month, the yield on the US Treasury 10 year bond fell from 4.9% to 4.3% which is supportive of equity valuations

We had a busy month of company meetings and were more active than normal initiating two new positions and selling one fund holding. We sold our position in Unilever plc due to our concern that even Nelson Peltz, the activist investor who is on the board, is struggling to determine how to improve performance.

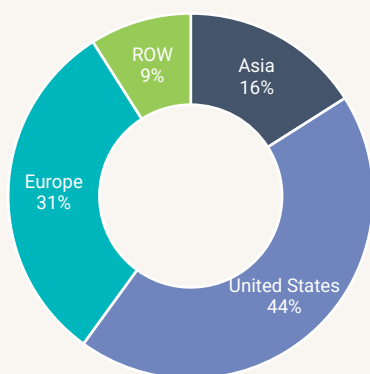
The problem the company has is no clear strategy on how to allocate capital either in terms of growth or redeployment. The initial thoughts of the new CEO, appointed on Peltz's watch, contained very little on this. At the same time we are concerned that distribution channels are

changing rapidly in emerging markets where the company has a high proportion of revenues due to new digital intermediaries and this is reducing barriers to entry.

The acquisitions were of a large US listed company in the Financial Services sector and a small UK listed company in general insurance. We will report in more detail when the positions are complete.

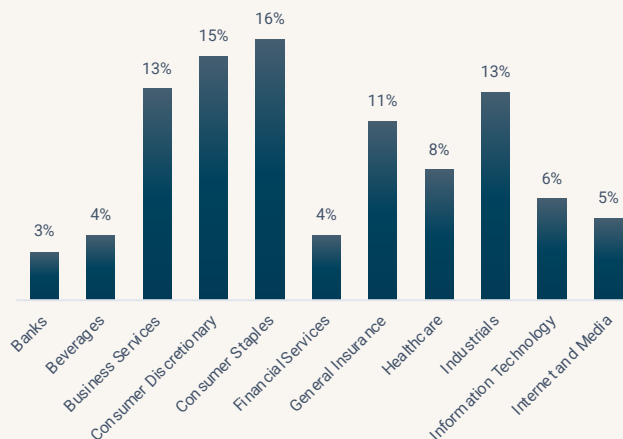
We met with the CEO of Geberit, which supplies sophisticated plumbing equipment and high-end bathroom furniture. We were encouraged with their strategy for their largest 'DACH' division (Germany, Austria and Switzerland) of developing and upselling new products to existing customers. Many of these innovations improve water efficiency and hygiene standards.

Geographic Breakdown



Revenue

Sector Breakdown



Direct: +44 20 3151 6818

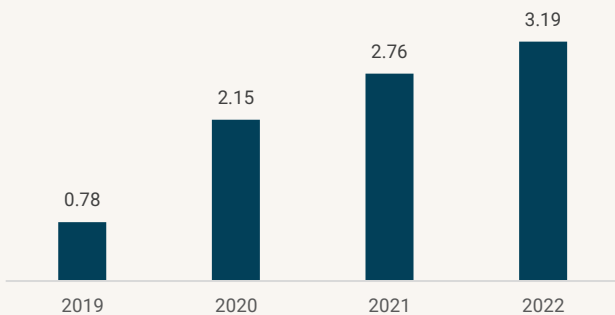


crawfordm@chawtoninvestors.co.uk



www.chawtoninvestors.co.uk

Income Distribution (pence per share)



Source: Chawton Global Investors LLP (based on B Accumulation GBP Class)

Top Ten Positions

Company	As percentage of portfolio
Next plc	5.3%
The Procter & Gamble Co.	4.2%
Relx	4.2%
Novo-Nordisk	4.1%
Atlas Copco	4.0%
Bloomsbury Publishing	4.0%
Nestlé	3.9%
The Home Depot	3.6%
Berkshire Hathaway	3.5%
Texas Instruments	3.4%

Discrete Performance

Discrete years	2019	2020	2021	2022	2023 YTD
WS Chawton Global Equity Income Fund B Acc GBP	9.3%	14.2%	18.2%	-8.3%	5.1%
MSCI World TR	8.6%	12.3%	22.9%	-7.8%	12.1%
IA Global Equity Income	7.0%	3.2%	18.7%	-1.2%	4.8%
Quartile	1	1	3	4	2

How to Invest

WS Chawton Global Equity Income is available as an OEIC and it is also suitable to include in stocks and shares ISAs and SIPPS. You can buy shares in the fund by visiting the following website: <https://www.waystone.com/waystone-fund-services-uk-limited/ws-chawton-investment-funds/>, or through various third parties including Hargreaves Lansdown, James Hay, Aegon, Transact, Barclays Wealth and AJ Bell.

Fund Information

Type of scheme	UK OEIC (UCITS)
Launch date	21 May 2019
Total Net Assets	£15.4 M
Comparator Benchmark	MSCI World Index
Number of Holdings	34
Base Currency	GBP (£)
Classes	B, C (£, \$, €)
Dealing and valuation	12 noon (UK Bus. Days)
Year End	31 December
Dividend XD dates	01 Apr. Jul. Sep. Dec
Dividend pay dates	31 May. Aug. Nov. Feb.
Last FY Div. payments	3.2p
IA Sector	Global Equity Income
Custodian	Northern Trust
ACD	Waystone Fund Services
Fund PE (Morningstar)	17.3x
Fund Yield (Morningstar)	2.9%

Management Fees

Class B Shares	0.90%
Class C Shares	0.60%

Ongoing Charge Figure

Class B Shares	1.12%
Class C Shares	0.82%

ISIN Codes

Class B GBP INC	GB00BJ1GY073
Class B GBP ACC	GB00BJ1GXX37
Class B EUR INC	GB00BJ1GY180
Class B EUR ACC	GB00BJ1GXY44
Class B USD INC	GB00BJ1GY297
Class B USD ACC	GB00BJ1GXZ50
Class C GBP INC	GB00BJ1GY636
Class C GBP ACC	GB00BJ1GY305
Class C EUR INC	GB00BJ1GY743
Class C EUR ACC	GB00BJ1GY412
Class C USD INC	GB00BJ1GY859
Class C USD ACC	GB00BJ1GY529

Risks: As a concentrated equity portfolio of typically less than 50 stocks the fund may involve higher volatility and therefore higher risk for those with shorter term investment time horizons (under 5 years). The value of an investment and the income from it can fall as well as rise as a result of market and currency movements and you may not get back the amount originally invested. You should therefore regard your investment as long term. Details of the risk factors are included in the fund's prospectus available at <https://www.waystone.com/waystone-fund-services-uk-limited/ws-chawton-investment-funds/>

Minimum Investments

Class B Shares	£1,000
Class C Shares	£500,000

WS Chawton Global Equity Income is a sub-fund of the WS Chawton Investment Funds ICVC. Full details of the WS Chawton Investment Funds including risk warnings are published in the WS Chawton Funds Prospectus, the WS Chawton Funds Supplementary Information Document (SID) and the WS Chawton Investment Funds Key Investor Information Documents (KIID) which are available on request or at www.waystone.com/waystone-fund-services-uk-limited/ws-chawton-investment-funds/. Every effort is taken to ensure the accuracy of the data used in this document but no warranties are given. Chawton Global Investors LLP is authorised and regulated by the Financial Conduct Authority No. 825467. Waystone Fund Services UK Ltd is authorised and regulated by the Financial Conduct Authority No. 190293.

MSCI: The MSCI information may only be used for your internal use, may not be reproduced or redisseminated in any form and may not be used as a basis for or a component of any financial instruments or products or indices. None of the MSCI information is intended to constitute investment advice or a recommendation to make (or refrain from making) any kind of investment decision and may not be relied on as such. Historical data and analysis should not be taken as an indication or guarantee of any future performance analysis, forecast or prediction. The MSCI information is provided on an "as is" basis and the user of this information assumes the entire risk of any use made of this information. MSCI, each of its affiliates and each other person involved in or related to compiling, computing or creating any MSCI information (collectively, the "MSCI Parties") expressly disclaims all warranties (including, without limitation, any warranties of originality, accuracy, completeness, timeliness, non-infringement, merchantability and fitness for a particular purpose) with respect to this information. Without limiting any of the foregoing, in no event shall any MSCI Party have any liability for any direct, indirect, special, incidental, punitive, consequential (including, without limitation, lost profits) or any other damages. (www.msci.com).



Direct: +44 20 3151 6818



crawfordm@chawtoninvestors.co.uk



www.chawtoninvestors.co.uk